





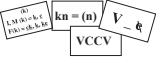


FIRST GRADE FOUNDATIONS

First Grade Foundations (FGF) is a 4-day Structured Literacy training program that provides first grade teachers a multisensory scripted reading curriculum that meets the needs of a variety of students, from reading-disabled to gifted.

First Grade Foundations features instruction in phonological awareness, phonics, oral reading fluency, vocabulary, comprehension, grammar, handwriting, and spelling. FGF allows teachers to be prepared for any student reading level with pre-literacy techniques and a comprehensive, balanced approach to the basics of language arts instruction. Each lesson contains a decodable story for fluency development and assessment. FGF can easily be supplemented with authentic literature or literature from any basal reading program. Periodic student assessments occur every 15-20 lessons.

Teachers who attend First Grade Foundations are able to access a support page on the Payne Education Center website that is full of helpful instructional videos, curriculum resources, and supplemental materials.

First Grade Foundations	
	Phonological Awareness Activities 3 minutes
ABC	Alphabet Activities 5 minutes
 h	Reading Decks 3 minutes
(h)	Spelling Deck 3 minutes
?	New Material 5-15 minutes
	Sight Words 3 minutes
	Reading Practice 5 minutes
> pass > time > wink	Spelling Practice 5 minutes
	Review 3 minutes
Approximately 35-45 minutes of total lesson time	

© PEC 2014

Lesson 15

Structured Language Basics - First Grade

Materials needed:
Alphabet strip Mirrors 3D letters
Suffix Deck Concept Card #22
Reading Practices #26-29

- Phonemic Awareness Activity: Changing Initial Consonants**
Teacher: I will say a word. You echo the word. Then I will give you a new beginning sound. You will blend it with the same word ending.
Example: Teacher: "Say: mice"
Students: "mice"
Teacher: "Change (m) to (d)."
Students: "dice"

1. top (t) to (m) = mop	5. sang (s) to (r) = rang
2. mate (m) to (g) = gate	6. turn (t) to (b) = burn
3. sand (s) to (l) = land	7. hill (h) to (f) = fill
4. list (l) to (m) = mist	8. run (r) to (s) = sun
- Alphabet Activity:**
Review strip:

My before hand is my left hand,
My after hand is my right hand.
A is the initial letter, **Z** is the final letter.
M and **N** are the two middle letters.
All of the letters between **A** and **Z** are medial letters.
Before hand on **A**, after hand on **N**,
Touch and name.

There are 26 letters in the alphabet.
Two kinds of letters: vowels and consonants
The vowels are: A, E, I, O, and U.

1. ding	di
2. hem	he
3. hot	ho
4. long	lo
5. not	no
6. song	so
7. bet	be

Feel and Guess: Paired game: one container of 3D letters
Using one container of letters per pair of students, a student, with eyes closed, draws a letter from the container and holds it in his hands behind his back. He tries to identify the letter by feeling its shape. If he correctly identifies the letter, he keeps it. If not, he returns it to the container. When the container is empty, the student with the most letters wins. *The teacher can demonstrate this game before pairing the students.*